



compastor®

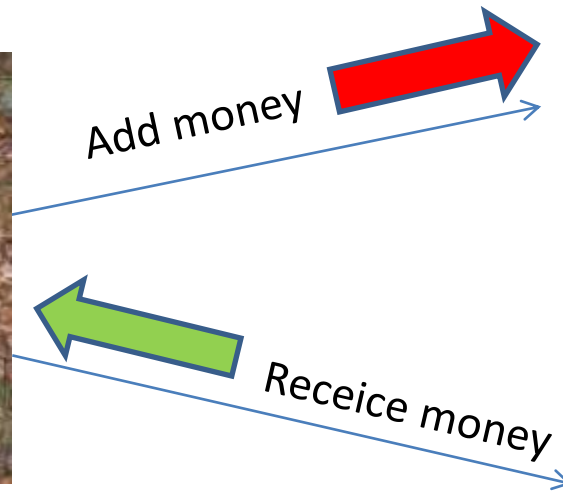
New Quick and Sustainable Vermicomposting Technology



Owner: József Pásztor 9200 Mosonmagyaróvár. Klapka str.18. HUNGARY

Organic waste → organic fertilizer

- Human can generate fluently organic waste
- In many cases organic waste increasing mountains of waste, it costs a lot of money
- With our technology you are able to make products, and you are able earn money !




Collecting organic waste



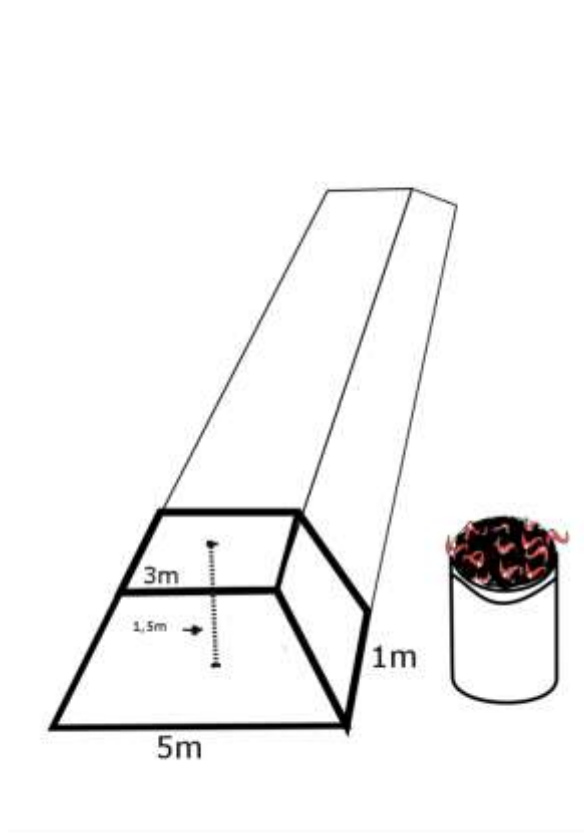
- The collected waste, garbage need a preparation place and time
- Many waste producing heat in this time.(At vermicomposting the worms can die, when the waste is too raw.
- You can plan the best C:N ratio, before building the prism.

Ground isolation of the compost prism



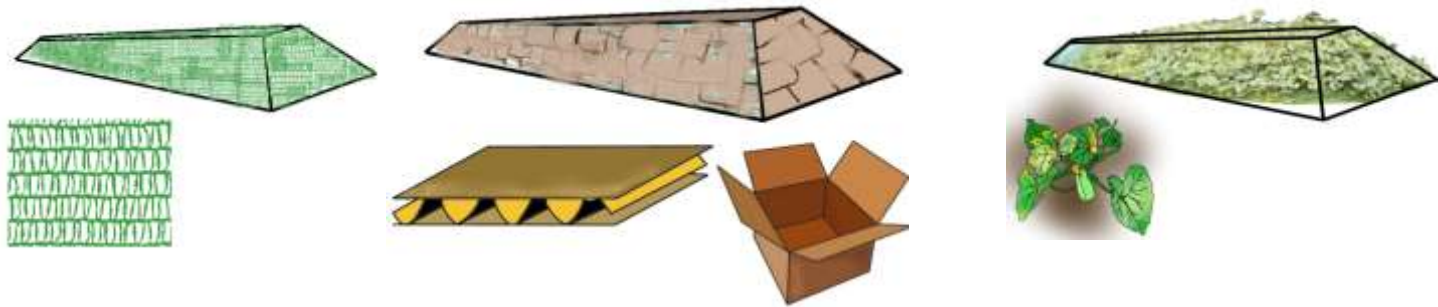
- You need ground isolation using of nylon
- You must make a slope, that you are able to collect compost juice.
- You are able avoid that the compost juice infecting your ground water.
- The isolation is able to protect thge prism from mole attack.

Building compost prism, inoculation



- The optimal prism size is on the picture. We prefer 25-30 meter long prism.
- 1 meter of prism called „prismmeter“. This is an important size for inoculating the waste.
- For 1 prismmeter you need 1 bag compost inoculant (around 20 liter, with a lot of worms.

Covering isolation possibilities

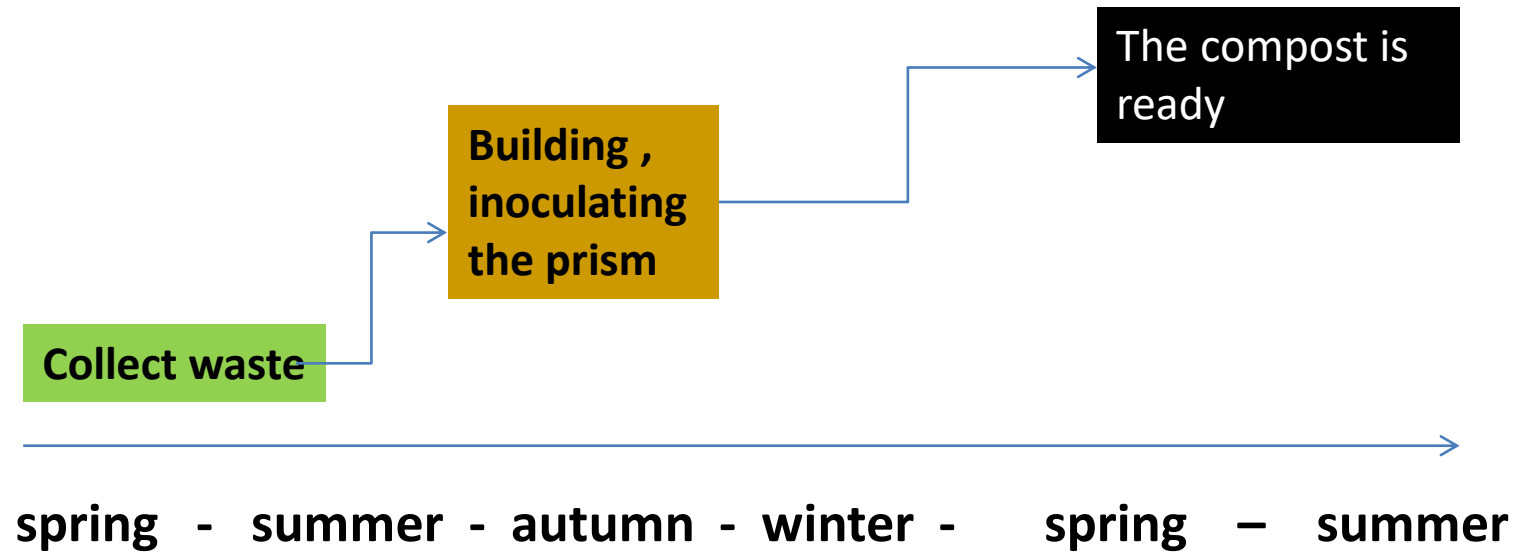


The compost prism must be covered. You have to keep wet,,protect against bird invasion (birds like eat worms, and avoid growing weeds

We prefer 3 kind of covering: with plastic net, with paper cartons or you are able to product vegetables ,with good coveringleaves like cucumber, melone, potato etc.

You have to take care that the prism need irrigartion, the best is the drop irrigation.

Time line



PRODUCTS:

- Compost juice
- Compost inoculant
- Compost
- Worm
- Technology



Compost juice

- In the time of composting because of precipitation or irrigation the liquid which flows through the prism will appear on the under side of the prism.
- This liquid called compost juice contains nitrat and a lot of other valuable substrat, which is a good plant nutrients



Compost inoculant

- Overripened compost with a lot of worms. The result of the intensive composting, fortified with worms. Important amount of microorganisms which were produced by the worms
- For quality control you have to test before using. This can be done by the licence owner.



Compastor compost

- Organic, from plant resulting fertilizer with high agent content
- Contains worm in some cases
- **Obligatory to test the ingredients**
- It is better to mix with soil or sand in 1:1 ratio



Trials to check results in plant growing



Thanks for your attention!

